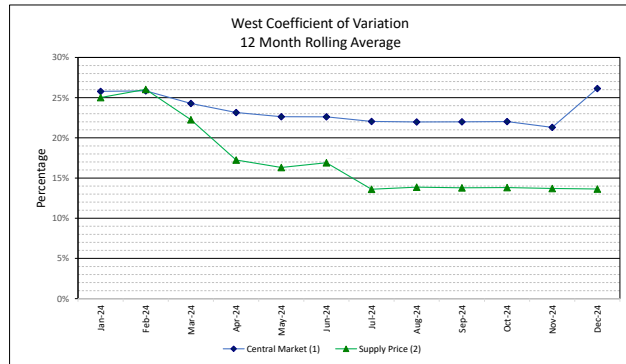
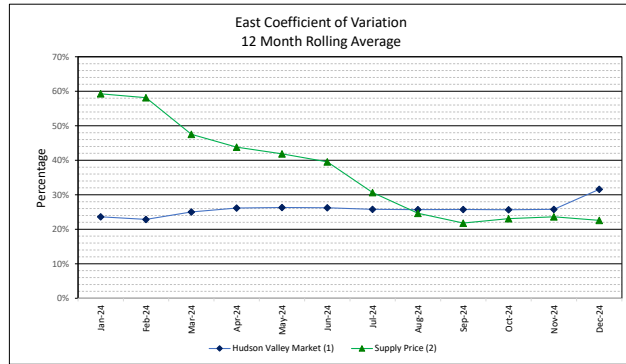
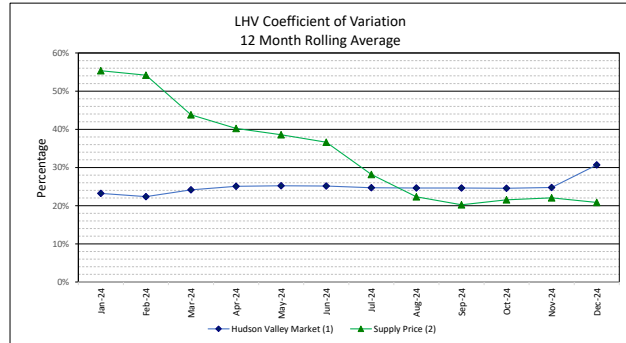
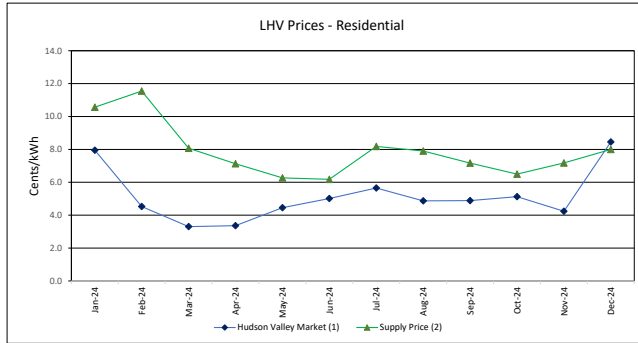


New York State Electric & Gas
SC 1 Residential Customer (Cents/kWh)

LHV	Jan-24	Feb-24	Mar-24	Apr-24	May-24	Jun-24	Jul-24	Aug-24	Sep-24	Oct-24	Nov-24	Dec-24	Average	Standard Deviation	Coefficient of Variation
Hudson Valley Market ⁽¹⁾	7.95	4.53	3.30	3.36	4.45	5.02	5.65	4.87	4.88	5.13	4.24	8.45	5.15	1.58	31%
Supply Price ⁽²⁾	10.56	11.54	8.07	7.13	6.26	6.18	8.18	7.90	7.16	6.49	7.18	8.00	7.89	1.64	21%
EAST	Jan-24	Feb-24	Mar-24	Apr-24	May-24	Jun-24	Jul-24	Aug-24	Sep-24	Oct-24	Nov-24	Dec-24	Average	Standard Deviation	Coefficient of Variation
Hudson Valley Market ⁽¹⁾	8.00	4.50	3.17	3.26	4.44	4.94	5.62	4.86	4.88	5.12	4.24	8.46	5.12	1.62	32%
Supply Price ⁽²⁾	10.25	11.34	7.84	6.85	5.74	5.75	7.82	7.57	6.78	6.10	6.85	7.65	7.55	1.71	23%
WEST	Jan-24	Feb-24	Mar-24	Apr-24	May-24	Jun-24	Jul-24	Aug-24	Sep-24	Oct-24	Nov-24	Dec-24	Average	Standard Deviation	Coefficient of Variation
Central Market ⁽¹⁾	6.72	4.28	3.15	3.12	4.27	4.75	5.29	4.67	4.73	4.95	3.91	7.29	4.76	1.24	26%
Supply Price ⁽²⁾	7.58	8.18	5.49	6.17	5.38	5.37	7.10	7.20	6.84	6.43	6.26	6.34	6.53	0.89	14%

1) Specific Zonal Market Price is determined as follows: (Hourly Load x Zonal DAM_{LIBM}) + (Capacity Requirement x NYISO Monthly Spot Auction) + Ancillary Services Costs

2) Supply Price is the variable supply and NBC rate for the applicable month.



SC 6 Non Residential Customer (Cents/kWh)

	Jan-24	Feb-24	Mar-24	Apr-24	May-24	Jun-24	Jul-24	Aug-24	Sep-24	Oct-24	Nov-24	Dec-24	Average	Standard Deviation	Coefficient of Variation
LHV															
Hudson Valley Market (1)	7.87	4.49	3.25	3.31	4.39	5.11	5.69	4.87	4.84	5.03	4.14	8.29	5.11	1.56	31%
Supply Price (2)	10.35	11.24	7.82	7.12	5.80	5.84	8.42	7.90	7.14	6.59	7.07	7.94	7.77	1.64	21%
EAST															
Hudson Valley Market (1)	7.74	4.46	3.12	3.21	4.39	4.98	5.66	4.86	4.84	5.02	4.14	8.28	5.06	1.56	31%
Supply Price (2)	10.07	11.07	7.61	6.86	5.35	5.45	8.07	7.58	6.78	6.20	6.75	7.61	7.45	1.70	23%
WEST															
Central Market (1)	6.67	4.25	3.10	3.07	4.22	4.77	5.34	4.66	4.70	4.86	3.83	7.19	4.72	1.24	26%
Supply Price (2)	7.40	8.23	5.44	6.18	5.15	5.23	7.33	7.27	7.07	6.52	6.11	6.54	6.54	0.96	15%

1) Specific Zonal Market Price is determined as follows: (Hourly Load x Zonal DAMLBP) + (Capacity Requirement x NYISO Monthly Spot Auction) + Ancillary Services Costs
 2) Supply Price is the variable supply and NBC rate for the applicable month.

