


How do I read my smart meter?

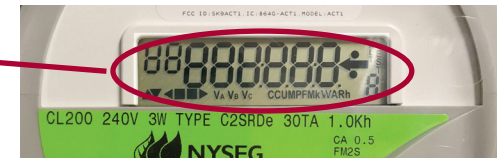
Smart meters have easy-to-read digital displays that continuously cycle through a series of readouts. The number of readouts will depend on your rate.

- All smart meters will **display kilowatt-hour (kWh)** usage indicated by the kWh in the bottom right corner of the display.
- Each smart meter is labeled with a **meter number**.
- All smart meters will display a series of “8s” (**segment check**) which indicate the displays are working correctly.
- If you have a day-night rate you will also find the time of day shown on a **24-hour clock**, energy usage during the **daytime service hours (rate A)**, and energy use during the **nighttime hours (rate B)**.

kWh Display



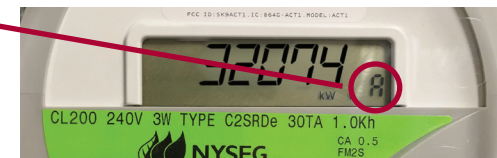
Segment Check



24-hour clock



Day-Night Rate A (peak)



Day-Night Rate B (off peak)



Meter Number

In the future, your new meter and the information it provides can help you make smart choices to save energy and money.

